

Tactiles®

Quick and easy carpet tile installation without glue



Europe, Middle East & Africa

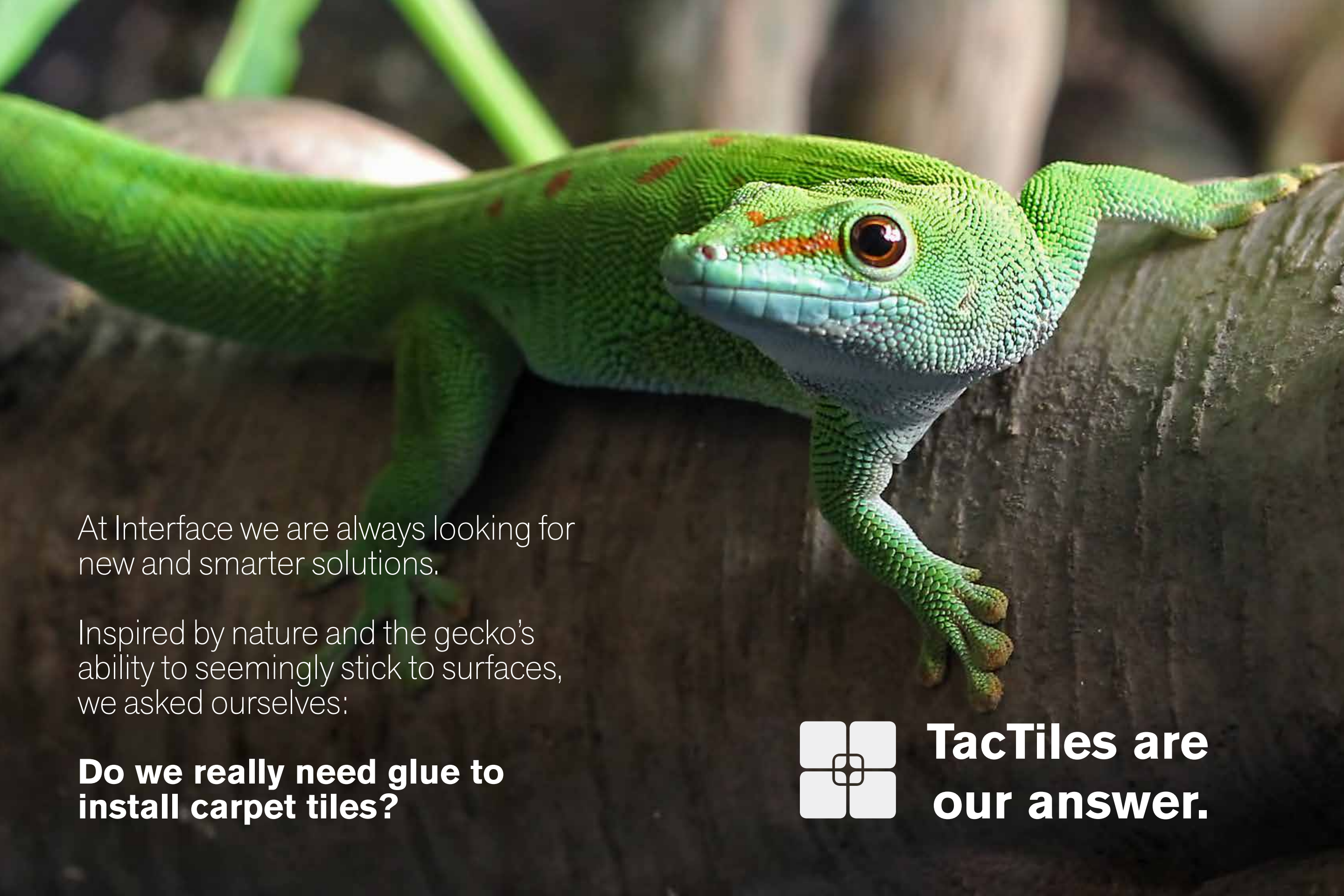
AE	+971 4 399 6934
AT	+41 44 913 68 00
BA	+387 33 522 534
BE	+32 2 475 27 27
BG	+359 2 808 303
BY	+375 17 226 75 14
CH	+41 44 913 68 00
CZ	+42 0 233 087 111
DE	+49 2151 3718 0
DK	+45 33 79 70 55
ES	+34 932 418 750
FR	+33 1 58 10 20 20
HR	+385 14 62 30 63
HU	+36 1 349 6545
IE	+353 1 679 8466
IL	+972 546602102
IT	+39 02 890 93678
KZ	+7 495 234 57 27
NL	+31 33 277 5555
ME	+381 11 414 92 00
MK	+389 2 323 01 89
NO	+47 23 12 01 70
PL	+48 500 151 101
PT	+351 217 122 740
RO	+40 21 317 12 40/42/43/44
RS	+381 11 414 92 00
RU	+7 495 234 57 27
SA	+966 500615423
SE	08-241 230
SK	+421 911 104 073
SI	+386 1 520 0500
	+386 8 20 54 007
TR	+90 212 365 5506
UA	+38(044)238 27 67
UK	+44 (0)1274 698503
ZA	+27 11 6083324

www.interface.com



Mission Zero:
our promise to eliminate any
negative impact our company
may have on the environment
by the year 2020.


Interface®



At Interface we are always looking for new and smarter solutions.

Inspired by nature and the gecko's ability to seemingly stick to surfaces, we asked ourselves:

Do we really need glue to install carpet tiles?



TacTiles are our answer.

Innovation with a track record


With over 40 million square metres installed since 2006, TacTiles are the proven glue-free way to install Interface carpet tiles.

The combination of flexibility and great environmental qualities makes TacTiles the perfect fit for our modular flooring.

TacTiles connect the carpet tiles to each other, creating a 'floating floor' that doesn't shrink or expand. That's how we eliminate the need for glue. No damage to the subfloor and no sticky mess during the installation. In short, TacTiles make carpet tile installation easy, quick and clean.

TacTiles facts

- 75 x 75 mm clear squares
- Made of PET (like soda bottles)
- Box of 500 TacTiles (weight 1 kg)
- Replace adhesive when installing Interface carpet tiles
- No drying or waiting time
- Contain virtually zero VOCs
- Cause no damage to the subfloor
- Resistant to moisture and temperature
- Make changes and carpet recycling easy
- Leave no residue on carpet tile



TacTiles are the perfect fit for our modular flooring

Flexible by **design**

TacTiles can be used almost anywhere you can use carpet tile. They are perfect for new construction as well as refurbishment projects, without the need to compromise on the design scheme.

TacTiles work with virtually any Interface product and installation method. They can be used for our classic 50 x 50 cm square tiles, as well as our 25 x 100 cm Skinny Planks. Use TacTiles to create a smooth wall-to-wall appearance, a bold design by tile pattern or even a defined rug area.

Perfect for new construction as well as refurbishment


Business as usual

No mess, no odour, no downtime


TacTiles ensure easy installation. No glue means no sticky floor and no odour. The floor can be used immediately after installation, and if needed, installation can be carried out while employees are hard at work.

Change is constant

When you have new demands for your space, modular flooring is easy to remove and repurpose in different designs. TacTiles enhance this capability. Removal or replacement is quick and easy, whether you're replacing a single tile or overhauling your office. If you have a raised access floor, TacTiles make access easy and quick.



Installation can be carried
out while employees are
hard at work



No extra
preparation
needed

Easy installation

TacTiles make life easy for professional installers. Conditions required are the same as for any carpet tile installation; no extra preparation of the subfloor and brush and roller are not needed either. The small boxes of 500 TacTiles, with a weight of just 1 kg, are easy to carry, transport and store. That's a lot easier to handle than a bucket of glue.

Installation can start immediately, without the drying time required for glue. A TacTile is easily placed on the corner of a tile. Next, the adjacent tiles are connected. Replacing a tile is easy and quick as well. The TacTiles create a strong connection horizontally, but the tile is easy to remove by pulling upwards. Drop in a new tile and you're done. These small repairs can be carried out by in-house personnel. After installation, there is very little waste and no tools to clean or buckets to dispose of.

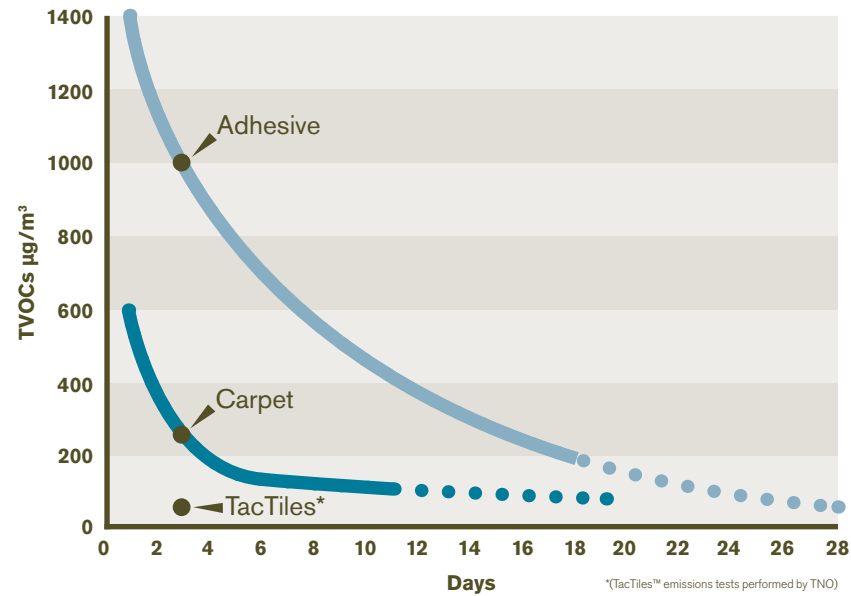


Employee wellbeing

A healthy and stimulating environment leads to a more productive workforce. Volatile organic compounds (VOCs) are chemicals that evaporate into the air easily at room temperature. This can make them a concern for indoor air quality. Some VOCs are irritants and can result in eye, nose and throat discomfort, or headaches.


Even the lowest-emitting glues often emit more VOCs than the carpet itself. TacTiles emit virtually no VOCs, and are completely odour free. This means fewer complaints from personnel and a healthier working environment in general.

Typical Emissions Decay Curves For Adhesive and Carpet Thresholds



EC1 – “very low emissions” adhesive <http://www.emicode.de>

GUT – standard for carpet <http://www.pro-dis.info>



Virtually
no
VOCs

A more **sustainable** choice



TacTiles are a win-win for you as well as the environment. They're quick and easy to install and maintain. They emit virtually no VOCs and are made out of PET, just like soda bottles. This means they are easily recyclable. They save weight in shipping and don't damage the subfloor. TacTiles are compliant with all current green building schemes.

Carpet tiles installed with TacTiles are easy to remove, reuse or recycle. The subfloor remains clean, and the carpet tiles have no glue residue on them. Both are ready for reuse.

TacTiles are compliant with all green building schemes

Customer **Testimonials**

“ TacTiles is a very smart system that is especially useful for smaller areas, because there is no drying time and no hassle carrying buckets and containers. I often have to do the repairs or installation while people are working, and then it's a great benefit that there is no smell or off-gassing from the adhesive. People are positively surprised that they are hardly disrupted.”

**Kjetil Jacobsen,
Installer,
Gulvekspernten,
Denmark**

“ Our top priority was to keep the business running 24/7 without disruption, during the installation. We rely on this and the result was remarkably positive. Installation was quick, without any noise and odours that may occur when installing with traditional adhesive. A sustainable approach that saves us money and gives less disruption in our normal work... it was the ultimate solution for us.”

**Bo Granqvist,
Management ABB Property AB,
Sweden**





TacTiles have been used to install

**40 million m²
of carpet tiles**

Laid end to end,
the tiles would go around the world

twice
